

Product Affected-Units with Allison Transmissions built after January 1st 2010.

- Complaint –** The dash is throwing codes about transmission “SERVICE” in the “LCD” panel and we’ve done the service but the code is still there!
- Units with the “Stoneridge” dash will display as in figure #1
 - Units with the Actia cluster will display as in figure #2
- Cause –** Units equipped with the “MY09” Allison Transmission will send “prognostic” (prediction) code. Calibrated to particular operating requirements of vehicles, Prognostic features monitor various operating parameters to determine and alert when a specific maintenance function is required. These features take the guesswork and hassle out of scheduling routine vehicle maintenance. Use of Allison Approved TES 295 transmission fluid is required.
- Correction –** You will need to address the issue depending on the code that comes up –
- Transmission “Health” Monitor – helps avoid costly repairs and downtime by taking the guesswork and hassles out of scheduling routine maintenance. This feature determines and alerts when clutch maintenance is required.
 - Transmission Filter Life Monitor – Filter Life Monitor provides an alert when the transmission’s fluid filter(s) need to be replaced. This feature may help extend filter change intervals and provide maximum protection for the transmission.
 - Transmission Oil Life Monitor – Indicates the transmission fluid needs to be changed, it is based on the vehicle’s duty cycle, determines fluid life and alerts when a fluid change is required. It helps gives maximum oil life while providing the greatest protection for the transmission.

PLEASE NOTE-Failure to attend to the service condition and reset the TRANS SERVICE indicator within a defined operating period will result in the illumination of the CHECK TRANS indicator in addition to the TRANS SERVICE light indicating the increased probability that the service condition may/will develop into a more serious condition.




Transmission service is required	EE_TRANS_SERVICE_WARNING_TYPE	Info	 Transmission Service
Transmission oil life	EE_TRANS_OIL_LIFE_WARNING_TYPE	Info	 Transmission Oil life
Transmission replace oil filter	EE_TRANS_OIL_FILTER_WARNING_TYPE	Info	 Transmission Oil filter

Figure #1




9999999.9	NR D 16.9V 155A	SPN 4177_FMI 17
 Transmission Oil Life	12:55AM	
9999999.9	NR D 16.9V 155A	SPN 3359_FMI 31
 Transmission Oil Filter	12:55AM	
9999999.9	NR D 16.9V 155A	SPN 4178_FMI 31
 Transmission Service	12:55AM	

Figure #2

PLEASE NOTE: Once the Service has been complete to reset the TRANS SERVICE indicator you need to follow the steps below to reset-
With the unit on flat level surface, turn the key to the “on” position and using the transmission shift selector shift from N-D-N-D-N-R-N pausing briefly (less than 3 seconds) between shift selector movement.