

GCII HYBRID

GOSHEN COACH


Thor Industries Commercial Bus Division

GCII HYBRID



GO GREEN

WITH



GOSHEN COACH

Thor Industries Commercial Bus Division

Goshen Coach proudly introduces the latest in Hybrid innovations with the GCII Hybrid.

- Up to 40% fuel economy improvement
- Lower green house emissions
- Steel body construction for safety
- Vacuum laminated and fully insulated roof and side walls
- Available on 158 inch wheelbase and up to 14,050 GVWR
- Available on Ford E450 cutaway chassis

CHASSIS

Ford E-450:

- 14,050 GVWR
- 5.4L Gas Engine
- 158" or 176" Wheelbase
- Electric 5-speed Torqshift® Auto O/D Transmission with Tow-Haul
- OEM Dash A/C, Heater & Defroster
- Dual Battery
- 40 Gallon Fuel Tank
- Power Steering/ABS Brakes/Tilt Wheel/Cruise
- Daytime Running Lights
- Chrome Front Bumper
- Driver Air Bag
- Dual Rear Wheels
- All Wheels Painted White
- Power Outlets

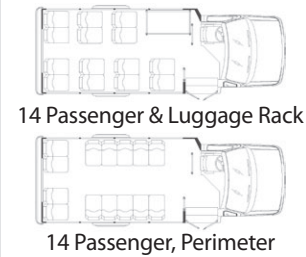
Hybrid Conversion:

Azure Parallel Hybrid-Electric Drive

- Top Speed Electronically Limited to 67 mph
- 30-50% MPG Improvement in NYC Cycle
- Acceleration Rates within 10% of Conventional Vehicle Acceleration
- Engine Meets All EPA and CARB Emission Standards
- Anti-Idle Compliant-Auxiliary Systems 100% Capable w/Engine Off: 12V DC (low voltage), Air Conditioning, Power Steering/Braking, No High-Idle Setting Required, Engine Runs to Charge High Voltage Energy Storage System and then Shuts Back Down at Idle
- Brake Rates same as Conventional
- Regenerative Braking Reduces Brake Wear by Approximately 75%
- Reduced Engine Maintenance by 20-25% In-City Driving Based on Engine Hours Operation Reduction
- Nearly All Engine Starting is Managed by a Front Engine Auxiliary Drive Motor/Generator. Conventional Engine Starter Maintained Operationally Redundant



Seating plans can be configured based on customer needs or specifications



STANDARD FEATURES

- Up to 24 Feet Long and 14 Passengers
- 91" Interior Width for Double Seating on Both Sides of Center Aisle
- Interior Height 79" at Aisle
- Fully Welded, Unitized Steel Cage Construction
- One Piece High Gloss, FRP Exterior Sidewalls
- Large Upper T-slider Windows w/Dark Tint
- FRP Interior Walls
- 5/8" Exterior Plywood Sub-floor with Black Rubber Flooring & Carpeting Under Seats
- 6 Dome Lights and 2 Stepwell Lights
- Rear Mud Flaps
- Vacuum Laminated and Fully Insulated Walls and Roof
- Emergency Side and Rear Egress Windows
- One Piece Roof
- Manual Exterior Breakaway Mirrors w/Convex
- Altoona Tested in the 7-year/200,000 Mile Category

Due to constant product improvements; specifications, component parts and optional equipment are subject to change without notice or obligation. See your dealer for details. Photos may show optional equipment.



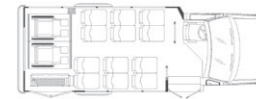
Breakaway Mirrors w/Convex



Rear Window (shown with optional light package)



High Gloss Exterior Fiberglass



12 Passenger & 2 W/C

Optional Equipment:

- Choice of Exterior Skin (Aluminum or Fiberglass)
- Choice of Rear Suspension Systems
- Audio/Visual Packages
- Luggage, Dedicated Rear and/or Overhead
- Rubber or Altro Flooring
- Choice of Interiors (Cloth, Vinyl, Carpet)
- Choice of Seat Material (Vinyl, Cloth, Leather)
- ADA Packages Available
- Custom Paint & Graphics Packages



Overhead Luggage



Rooftop Mounted AC*



Flip-down TV



Perimeter Seating



Rear Wheel Chair Lift



Destination Sign

* AC must be rooftop mounted



25161 Leer Drive Elkhart, IN 46514 USA
 [phone] 574.970.6300 ■ [fax] 574.266.5866
 [e-mail] sales@goshencoach.com
 [web] www.goshencoach.com